

Equality and Diversity Data



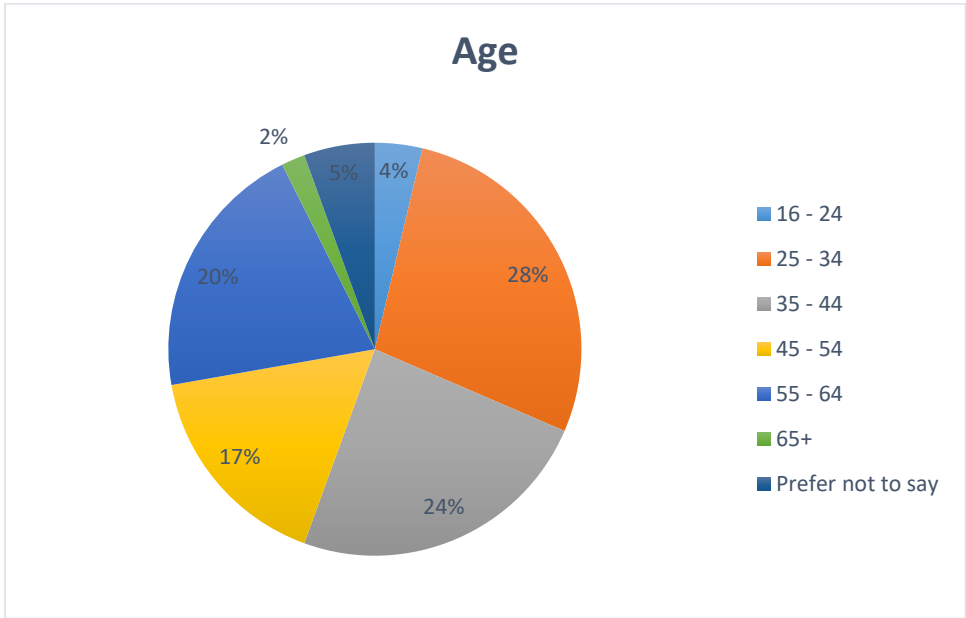
Set out below is a schedule of Equality and Diversity Data provided by members of the firm in 2023.

The provision of information is purely voluntary and we are not including data relating to sexual orientation, disability or religious beliefs or any other data which would immediately identify an individual member of the firm.

AGE CATEGORIES

Q: Which age category are you in?

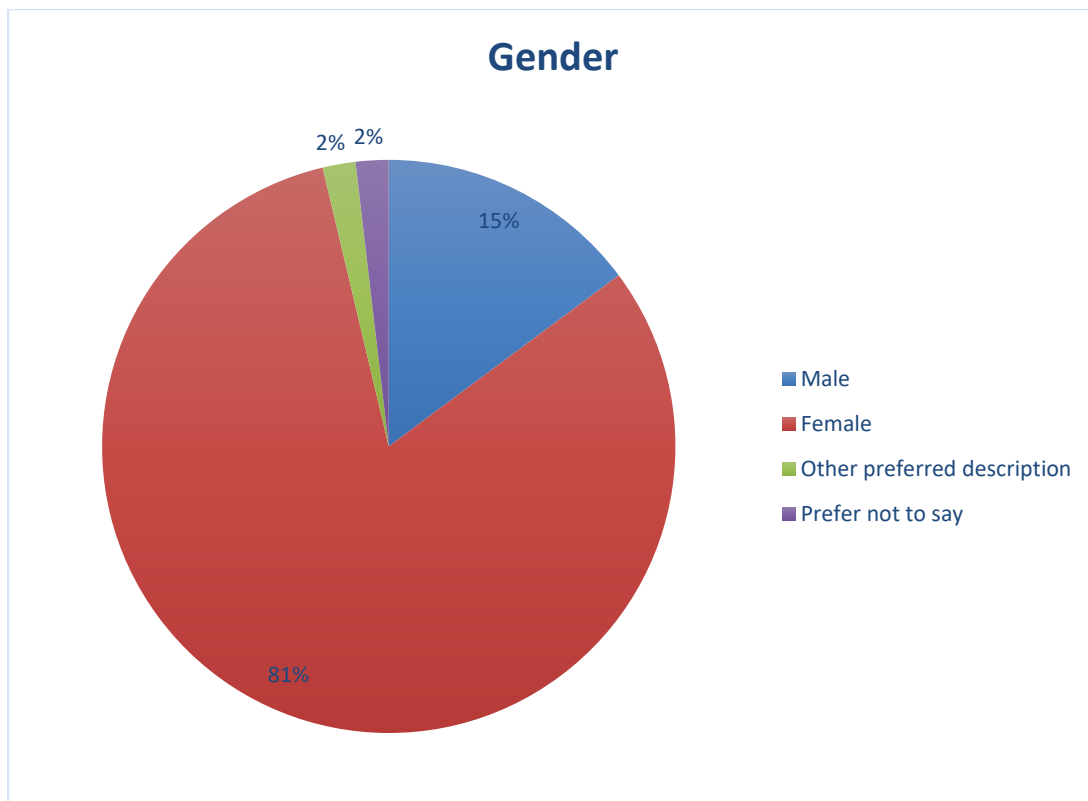
Age	Lawyer	Support Staff	Total	%
16 - 24	0	2	2	3.70%
25 - 34	6	9	15	27.78%
35 - 44	6	7	13	24.07%
45 - 54	7	2	9	16.67%
55 - 64	4	7	11	20.37%
65+	1	0	1	1.85%
Prefer not to say	1	2	3	5.56%
Total	25	29	54	100.00%



GENDER CATEGORIES

Q: What is your sex?

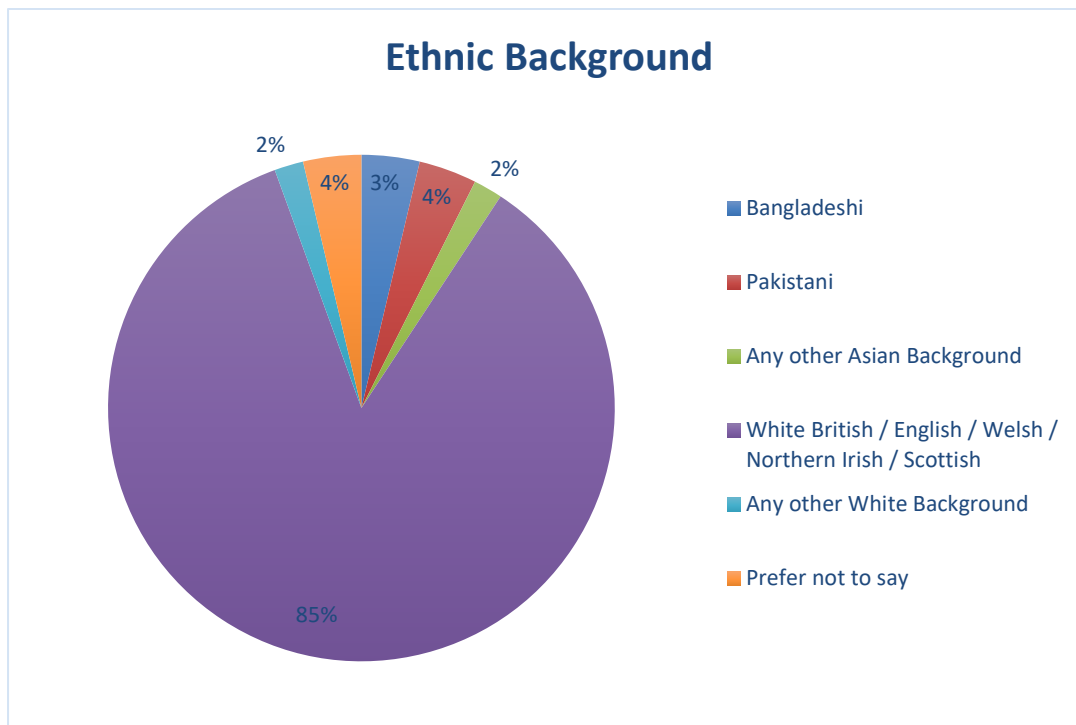
Gender	Lawyer	Support Staff	Total	%
Male	5	3	8	14.81%
Female	18	26	44	81.48%
Other preferred description	1	0	1	1.85%
Prefer not to say	1	0	1	1.85%
Total	25	29	54	100.00%



ETHNIC GROUP

Q: What is your ethnic group?

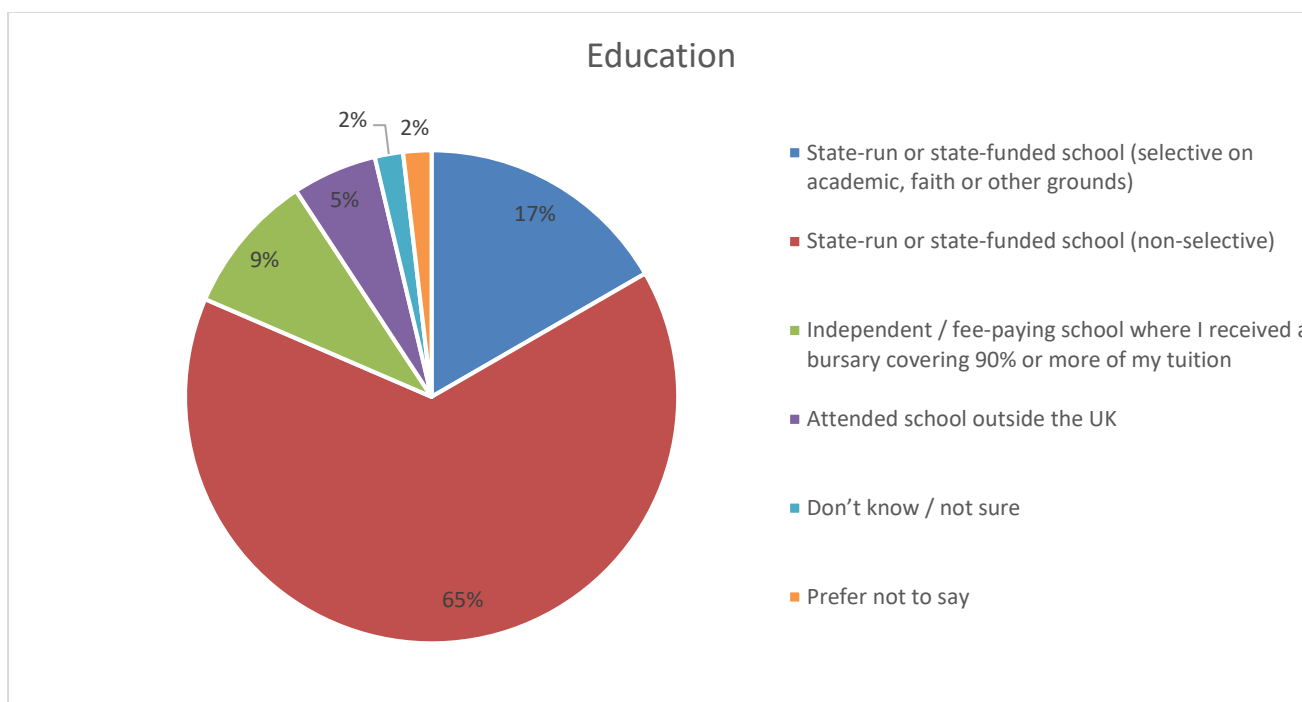
Ethnic Background	Lawyer	Support Staff	Total	%
Bangladeshi	2	0	2	3.70%
Pakistani	1	1	2	3.70%
Any other Asian Background	1	0	1	1.85%
White British / English / Welsh / Northern Irish / Scottish	18	28	46	85.19%
Any other White Background	1	0	1	1.85%
Prefer not to say	2	0	2	3.70%
Total	25	29	54	100.00%



MAIN EDUCATION

Q: What type of school did you attend for most of the time between ages 11 and 16?

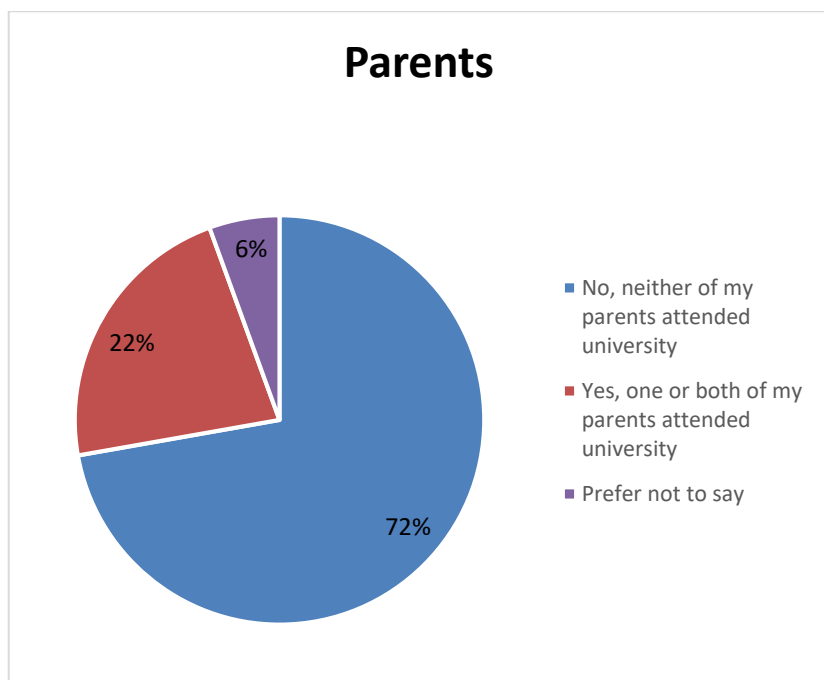
Education	Lawyer	Support Staff	Total	%
State-run or state-funded school (selective on academic, faith or other grounds)	4	5	9	16.67%
State-run or state-funded school (non-selective)	14	21	35	64.81%
Independent / fee-paying school where I received a bursary covering 90% or more of my tuition	3	2	5	9.26%
Attended school outside the UK	3	0	3	5.56%
Don't know / not sure	1	0	1	1.85%
Prefer not to say	0	1	1	1.85%
Total	25	29	54	100.00%



FIRST GENERATION UNIVERSITY ATTENDERS

Q: Did either of your parents attend university and gain a degree by the time you were 18?

Did Either of Your Parents attend University by the time you were 18?	Lawyer	Support Staff	Total	%
No, neither of my parents attended university	16	23	39	72.22%
Yes, one or both of my parents attended university	8	4	12	22.22%
Don't know / not sure	0	0	0	0.00%
Prefer not to say	1	2	3	5.56%
Total	25	29	54	100.00%



HOUSEHOLD OCCUPATION at 14

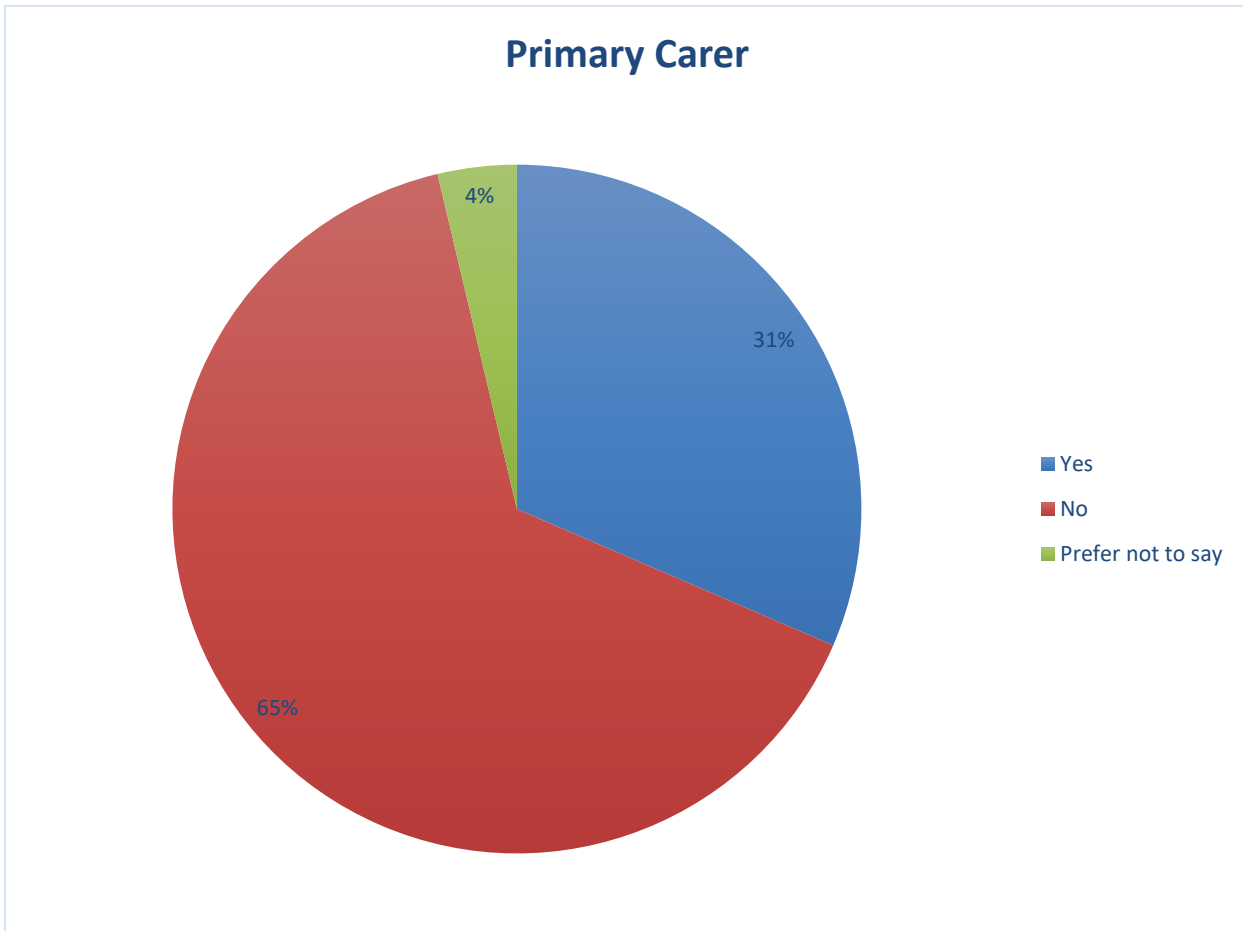
Q: What was the occupation of your main household earner when you were about 14?

What was the occupation of your main household earner when you were about 14?	Lawyer	Support Staff	Total	%
Modern professional and traditional professional occupations such as: teacher, nurse, physiotherapist, social worker, musician, police officer (sergeant or above), software designer, accountant, solicitor, medical practitioner, scientist, civil / mechanical engineer.	9	5	14	25.93%
Senior, middle, or junior managers or administrators such as: finance manager, chief executive, large business owner, office manager, retail manager, bank manager, restaurant manager, warehouse manager.	5	8	13	24.07%
Clerical and intermediate occupations such as: secretary, personal assistant, call centre agent, clerical worker, nursery nurse.	0	3	3	5.56%
Technical and craft occupations such as: motor mechanic, plumber, printer, electrician, gardener, train driver.	1	6	7	12.96%
Routine, semi-routine, manual, and service occupations such as: postal worker, machine operative, security guard, caretaker, farm worker, catering assistant, sales assistant, HGV driver, cleaner, porter, packer, labourer, waiter/waitress, bar staff.	5	4	9	16.67%
Small business owners who employed less than 25 people such as: corner shop owners, small plumbing companies, retail shop owner, single restaurant or cafe owner, taxi owner, garage owner.	3	2	5	9.26%
Long term unemployed (claimed Jobseeker's Allowance or earlier unemployment benefit for more than a year)	0	0	0	0.00%
Other, such as: retired / this question does not apply to me / I don't know	0	0	0	0.00%
Prefer not to say	2	1	3	5.56%
Total	25	29	54	100.00%

PRIMARY CARER U18

Q: Are you a primary carer for a child or children under 18?

Primary Carer	Lawyer	Support Staff	Total	%
Yes	9	8	17	31.48%
No	15	20	35	64.81%
Prefer not to say	1	1	2	3.70%
Total	25	29	54	100.00%



LONG-TERM CARER

Q: Do you look after or care for someone with long term physical or mental ill health caused by disability or age (not in a paid capacity)

Carer for long term	Lawyer	Support Staff	Total	%
No	23	25	48	88.89%
Yes, 1 - 19 hours a week	1	2	3	5.56%
Yes, 20 - 49 hours a week	0	0	0	0.00%
Yes, 50 or more hours a week	1	1	2	3.70%
Prefer not to say	0	1	1	1.85%
Total	25	29	54	100.00%

